

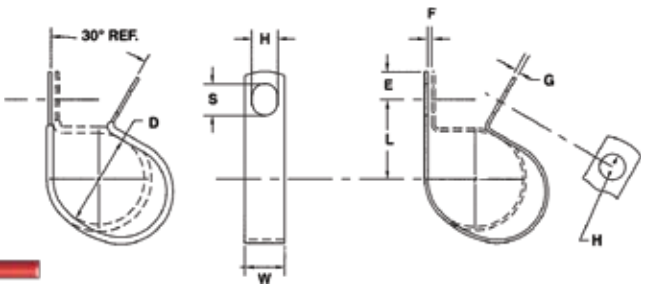
# Wiring & Tube Clips KMC RECHARTER MANUFACTURING COMPANY Closed Type Furnished Open

Hot Dipped Galvanized Steel, Chem-Treated G90 Finish, per ASTM A653/A653M 1/32" Thick Black Vinyl Cushion



Furnished open to allow the clip to be snapped over wiring or tube, then closed with the bolt at assembly. Contoured to minimize distortion during clamping. Round top hole. CWV feature round lower hole and COV feature slotted lower hole. Part numbers with an arrow (◄) are LIGHT-

DUTY and have two round holes. All other parts are MEDIUM-DUTY and have one round hole and one slotted hole. Part numbers with an asterisk (\*) are produced from CRCQ steel, zinc plated.



D	H	L	W	E	F	G	S				
Center Clamping Diameter ±.031	Hole Dia. ±.005	Hole To Center ±.031	Width ±.010	Center To End ±.015	Gap ±.031	Gage ±.002	Slot Length ±.020	KMC Part Number	Part Number	Lbs. Per 100 Pcs.	Quantity
.187	.172	.344	.375	.187	.062	.032		CWV-0405Z1	2021437* ◄	.59	50
	.203	.406	.500	.218	.062	.032		CWV-0407Z1	2021438 ◄	.86	50
	.281	.500	.500	.312	.031	.032	.375	COV-0409Z1	1857151	.92	50
	.343	.562	.625	.375	.031	.032	.437	COV-0411Z1	2021439	1.28	50
	.406	.625	.750	.437	.031	.032	.500	COV-0413Z1	1857060	1.69	50
	.468	.687	.750	.500	.031	.032	.562	COV-0415Z1	2021440	1.77	50
.250	.172	.375	.375	.187	.062	.032		CWV-0505Z1	2021441* ◄	.68	50
	.203	.437	.500	.218	.062	.032		CWV-0507Z1	2021442 ◄	.97	50
	.281	.531	.500	.312	.031	.032	.375	COV-0509Z1	1857156	1.05	50
	.343	.593	.625	.375	.031	.032	.437	COV-0511Z1	1857157	1.44	50
	.406	.656	.750	.437	.031	.032	.500	COV-0513Z1	1857056	1.86	50
	.468	.718	.750	.500	.031	.032	.562	COV-0515Z1	2021443	1.93	50
.312	.172	.406	.375	.187	.062	.032		CWV-0605Z1	2021444* ◄	.77	50
	.203	.468	.500	.218	.062	.032		CWV-0607Z1	2021445 ◄	1.09	50
	.281	.562	.500	.312	.031	.032	.375	COV-0609Z1	1857038	1.16	50
	.343	.625	.625	.375	.031	.032	.437	COV-0611Z1	1857162	1.54	50
	.406	.687	.750	.437	.031	.032	.500	COV-0613Z1	1857011	2.04	50
	.468	.750	.750	.500	.031	.032	.562	COV-0615Z1	2021446	2.11	50
.531	.812	.875	.562	.031	.032	.625	COV-0617Z1	1857164	2.65	50	

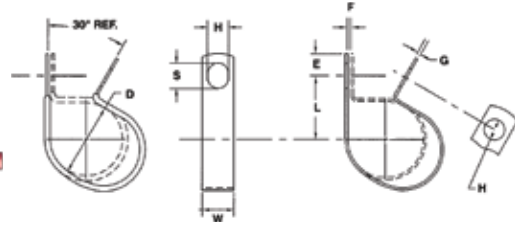
Actual part weights are for reference only and may vary from weights shown.  
 Reference numbers provided as a reference only and do not correspond to part quantities.

# Wiring & Tube Clips KMC Closed Type Furnished Open

Hot Dipped Galvanized Steel, Chem-Treated G90 Finish, per ASTM A653/A653M 1/32" Thick Black Vinyl Cushion



Furnished open to allow the clip to be snapped over wiring or tube, then closed with the bolt at assembly. Contoured to minimize distortion during clamping. Round top hole. CWV feature round lower hole and COV feature slotted lower hole. Part numbers with an arrow (◄) are LIGHT-DUTY and have two round holes. All other parts are MEDIUM-DUTY and have one round hole and one slotted hole. Part numbers with an asterisk (\*) are produced from CRQC steel, zinc plated.



**D H L W E F G S**

Center Clamping Diameter ±.031	Hole Dia. ±.005	Hole To Center ±.031	Width ±.010	Center To End ±.015	Gap ±.031	Gap ±.002	Slot Length ±.020	KMC Part Number	Part Number	Lbs. Per 100 Pcs.	Quantity
0.375	0.172	0.437	0.375	0.187	0.062	0.032		CWV-0705Z1	2021447* ◄	0.86	50
	0.203	0.500	0.500	0.218	0.062	0.032		CWV-0707Z1	2020474 ◄	1.20	50
	0.281	0.593	0.500	0.312	0.062	0.032	0.375	COV-0709Z1	2008779	1.25	50
	0.343	0.656	0.625	0.375	0.062	0.032	0.437	COV-0711Z1	1857044	1.72	50
	0.406	0.718	0.750	0.437	0.062	0.032	0.500	COV-0713Z1	1857168	2.23	50
	0.468	0.781	0.875	0.500	0.062	0.032	0.562	COV-0715Z1	1857169	2.61	50
	0.531	0.843	0.875	0.562	0.062	0.032	0.625	COV-0717Z1	1857077	2.90	50
0.437	0.172	0.468	0.375	0.187	0.062	0.032		CWV-0805Z1	2021448* ◄	0.93	50
	0.203	0.531	0.500	0.218	0.062	0.032		CWV-0807Z1	2021449 ◄	1.33	50
	0.281	0.625	0.500	0.312	0.062	0.048	0.375	COV-0809Z1	2021450	2.06	50
	0.343	0.687	0.625	0.375	0.062	0.048	0.437	COV-0811Z1	1857174	2.70	50
	0.406	0.750	0.75	0.437	0.062	0.048	0.500	COV-0813Z1	1838524	3.28	50
	0.468	0.812	0.875	0.500	0.062	0.048	0.562	COV-0815Z1	2021451	4.23	50
	0.531	0.875	1.000	0.562	0.062	0.048	0.625	COV-0817Z1	1857177	5.14	50
0.500	0.172	0.500	0.375	0.187	0.062	0.032		CWV-0905Z1	2021452* ◄	1.03	50
	0.203	0.562	0.500	0.218	0.062	0.032		CWV-0907Z1	2021453 ◄	1.44	50
	0.281	0.656	0.500	0.312	0.062	0.048	0.375	COV-0909Z1	1857180	2.22	50
	0.343	0.718	0.625	0.375	0.062	0.048	0.437	COV-0911Z1	1857181	2.94	50
	0.406	0.781	0.750	0.437	0.062	0.048	0.500	COV-0913Z1	1857010	3.72	50
	0.468	0.843	0.875	0.500	0.062	0.048	0.562	COV-0915Z1	2021454	4.62	50
	0.531	0.906	1.000	0.562	0.062	0.048	0.625	COV-0917Z1	1840572	5.55	50
0.562	0.172	0.531	0.375	0.187	0.062	0.032		CWV-1005Z1	2021455* ◄	1.13	50
	0.203	0.593	0.500	0.218	0.062	0.032		CWV-1007Z1	2021456 ◄	1.56	50
	0.281	0.687	0.500	0.312	0.062	0.048	0.375	COV-1009Z1	1874696	2.39	50
	0.343	0.750	0.625	0.375	0.062	0.048	0.437	COV-1011Z1	2021457	3.16	50
	0.406	0.812	0.750	0.437	0.062	0.048	0.500	COV-1013Z1	1857017	3.96	50
	0.468	0.875	0.875	0.500	0.062	0.048	0.562	COV-1015Z1	2021458	4.89	50
	0.531	0.937	1.000	0.562	0.062	0.048	0.625	COV-1017Z1	1857189	5.82	50

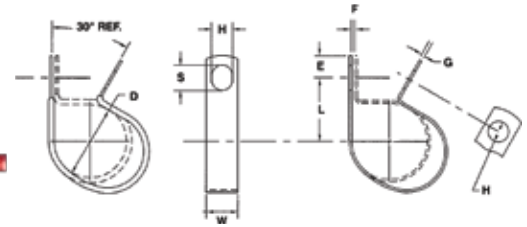
Actual part weights are for reference only and may vary from weights shown. Reference numbers provided as a reference only and do not correspond to part quantities.

# Wiring & Tube Clips KMC Closed Type Furnished Open

Hot Dipped Galvanized Steel, Chem-Treated G90 Finish, per ASTM A653/A653M 1/32" Thick Black Vinyl Cushion



Furnished open to allow the clip to be snapped over wiring or tube, then closed with the bolt at assembly. Contoured to minimize distortion during clamping. Round top hole. CWV feature round lower hole and COV feature slotted lower hole. Part numbers with an arrow (◄) are LIGHT-DUTY and have two round holes. All other parts are MEDIUM-DUTY and have one round hole and one slotted hole. Part numbers with an asterisk (\*) are produced from CRCC steel, zinc plated.



D	H	L	W	E	F	G	S				
Clamping Diameter ±.031	Hole Dia. ±.005	Center To Center ±.031	Width ±.010	Hole Center To End ±.015	Gap ±.031	Gage ±.002	Slot Length ±.020	KMC Part Number	Part Number	Lbs. Per 100 Pcs.	Quantity
<b>0.625</b>	0.172	0.562	0.375	0.187	0.062	0.032		CWV-1105Z1	2021459* ◄	1.21	25
	0.203	0.625	0.5	0.218	0.062	0.032		CWV-1107Z1	1857191 ◄	1.68	25
	0.281	0.718	0.5	0.312	0.062	0.048	0.375	COV-1109Z1	1857062	2.57	25
	0.343	0.781	0.625	0.375	0.062	0.048	0.437	COV-1111Z1	1857058	3.37	25
	0.406	0.843	0.75	0.437	0.062	0.048	0.500	COV-1113Z1	1857041	4.23	25
	0.468	0.906	0.875	0.5	0.062	0.048	0.562	COV-1115Z1	1857192	5.17	25
	0.531	0.968	1.000	0.562	0.062	0.048	0.625	COV-1117Z1	1857008	6.25	25
<b>0.687</b>	0.203	0.656	0.500	0.218	0.062	0.032		CWV-1207Z1	2021460 ◄	1.80	25
	0.281	0.75	0.500	0.312	0.062	0.048	0.375	COV-1209Z1	1857194	2.74	25
	0.343	0.812	0.625	0.375	0.062	0.048	0.437	COV-1211Z1	1857195	3.58	25
	0.406	0.875	0.750	0.437	0.062	0.048	0.500	COV-1213Z1	1857196	4.49	25
	0.468	0.937	0.875	0.500	0.062	0.048	0.562	COV-1215Z1	1857197	5.47	25
		0.531	1.000	1.000	0.562	0.062	0.048	0.625	COV-1217Z1	1857198	6.68
<b>0.75</b>	0.203	0.687	0.500	0.218	0.062	0.032		CWV-1307Z1	2021462 ◄	1.91	25
	0.281	0.781	0.500	0.312	0.062	0.048	0.375	COV-1309Z1	1857200	2.86	25
	0.343	0.843	0.625	0.375	0.062	0.048	0.437	COV-1311Z1	1857201	3.84	25
	0.406	0.906	0.750	0.437	0.062	0.048	0.500	COV-1313Z1	1857009	4.77	25
	0.468	0.968	0.875	0.5	0.062	0.048	0.562	COV-1315Z1	1857202	5.81	25
		0.531	1.031	1.00	0.562	0.062	0.048	0.625	COV-1317Z1	1857004	6.87
<b>0.812</b>	0.203	0.718	0.500	0.218	0.062	0.032		CWV-1407Z1	2021463 ◄	2.00	25
	0.281	0.812	0.500	0.312	0.062	0.048	0.375	COV-1409Z1	2021464	3.06	25
	0.343	0.875	0.625	0.375	0.062	0.048	0.437	COV-1411Z1	2021465	3.99	25
	0.406	0.937	0.750	0.437	0.062	0.048	0.500	COV-1413Z1	1857206	4.95	25
	0.468	1.000	0.875	0.5	0.062	0.048	0.562	COV-1415Z1	1857207	6.00	25
		0.531	1.062	1.000	0.562	0.062	0.048	0.625	COV-1417Z1	2021466	7.16
<b>0.875</b>	0.203	0.75	0.500	0.218	0.062	0.032		CWV-1507Z1	2021467 ◄	2.14	25
	0.281	0.843	0.500	0.312	0.062	0.048	0.375	COV-1509Z1	1857210	3.21	25
	0.343	0.906	0.625	0.375	0.062	0.048	0.437	COV-1511Z1	2021468	4.22	25
	0.406	0.968	0.750	0.437	0.062	0.048	0.500	COV-1513Z1	1857002	5.30	25
	0.468	1.031	0.875	0.5	0.062	0.048	0.562	COV-1515Z1	1857063	6.42	25
		0.531	1.093	1.000	0.562	0.062	0.048	0.625	COV-1517Z1	1857212	7.57

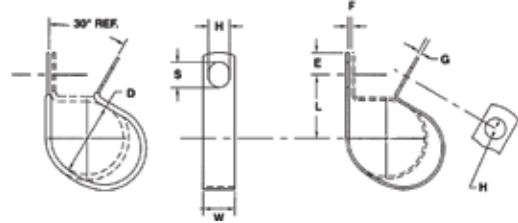
Actual part weights are for reference only and may vary from weights shown.  
 Reference numbers provided as a reference only and do not correspond to part quantities.

# Wiring & Tube Clips KMC Closed Type Furnished Open

Hot Dipped Galvanized Steel, Chem-Treated G90 Finish, per ASTM A653/A653M 1/32" Thick Black Vinyl Cushion



Furnished open to allow the clip to be snapped over wiring or tube, then closed with the bolt at assembly. Contoured to minimize distortion during clamping. Round top hole. CWV feature round lower hole and COV feature slotted lower hole. Part numbers with an arrow (◀) are LIGHT-DUTY and have two round holes. All other parts are MEDIUM-DUTY and have one round hole and one slotted hole. Part numbers with an asterisk (\*) are produced from CRCQ steel, zinc plated.



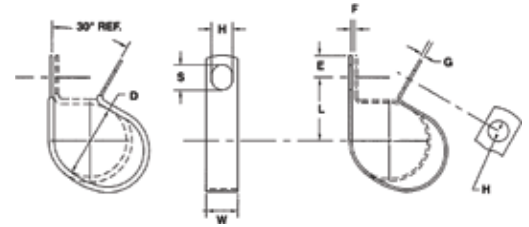
D	H	L	W	E	F	G	S				
Clamping Diameter ±.031	Hole Dia. ±.005	Center To Center ±.031	Width ±.010	Hole Center To End ±.015	Gap ±.031	Gage ±.002	Slot Length ±.020	KMC Part Number	Part Number	Lbs. Per 100 Pcs.	Quantity
<b>0.937</b>	0.203	0.781	0.500	0.218	0.062	0.032		CWV-1607Z1	2021469 ◀	2.24	25
	0.281	0.875	0.500	0.312	0.062	0.048	0.375	COV-1609Z1	2021470	3.41	25
	0.343	0.937	0.625	0.375	0.062	0.048	0.437	COV-1611Z1	1857215	4.39	25
	0.406	1.000	0.750	0.437	0.062	0.048	0.500	COV-1613Z1	1857216	5.50	25
	0.468	1.062	0.875	0.500	0.062	0.048	0.562	COV-1615Z1	1857217	6.61	25
	0.531	1.125	1.000	0.562	0.062	0.048	0.625	COV-1617Z1	1857065	7.95	25
<b>1.000</b>	0.203	0.812	0.500	0.218	0.062	0.032		CWV-1707Z1	2021471 ◀	2.38	25
	0.281	0.906	0.500	0.312	0.062	0.048	0.375	COV-1709Z1	2021472	3.54	25
	0.343	0.968	0.625	0.375	0.062	0.048	0.437	COV-1711Z1	1857067	4.62	25
	0.406	1.031	0.750	0.437	0.062	0.048	0.500	COV-1713Z1	1991323	5.81	25
	0.468	1.093	0.875	0.500	0.062	0.048	0.562	COV-1715Z1	2021473	6.98	25
	0.531	1.156	1.000	0.562	0.062	0.048	0.625	COV-1717Z1	1857007	8.28	25
<b>1.062</b>	0.281	0.937	0.500	0.312	0.062	0.048	0.375	COV-1809Z1	2021474	3.73	25
	0.343	1.000	0.625	0.375	0.062	0.048	0.437	COV-1811Z1	1857222	4.87	25
	0.406	1.062	0.750	0.437	0.062	0.048	0.500	COV-1813Z1	1857223	6.02	25
	0.468	1.125	0.875	0.500	0.062	0.048	0.562	COV-1815Z1	2021475	7.28	25
	0.531	1.187	1.000	0.562	0.062	0.048	0.625	COV-1817Z1	2021476	8.61	25
<b>1.125</b>	0.281	0.968	0.500	0.312	0.062	0.048	0.375	COV-1909Z1	2021477	3.93	25
	0.343	1.031	0.625	0.375	0.062	0.048	0.437	COV-1911Z1	2021478	5.08	25
	0.406	1.093	0.750	0.437	0.062	0.048	0.500	COV-1913Z1	1857031	6.30	25
	0.468	1.156	0.875	0.500	0.062	0.048	0.562	COV-1915Z1	2021479	7.59	25
	0.531	1.218	1.000	0.562	0.062	0.048	0.625	COV-1917Z1	1857033	8.94	25
<b>1.187</b>	0.281	1.000	0.500	0.312	0.062	0.048	0.375	COV-2009Z1	1857230	4.05	25
	0.343	1.062	0.625	0.375	0.062	0.048	0.437	COV-2011Z1	2021480	5.35	25
	0.406	1.125	0.750	0.437	0.062	0.048	0.500	COV-2013Z1	1857232	6.55	25
	0.468	1.187	0.875	0.500	0.062	0.048	0.562	COV-2015Z1	2006099	7.74	25
	0.531	1.250	1.000	0.562	0.062	0.048	0.625	COV-2017Z1	2021481	9.19	25

Actual part weights are for reference only and may vary from weights shown. Reference numbers provided as a reference only and do not correspond to part quantities.

**Wiring & Tube Clips Medium Duty**  Closed Type Furnished Open  
 Hot Dipped Galvanized Steel, Chem-Treated G90 Finish, per ASTM A653/A653M 1/32" Thick Black Vinyl Cushion



Furnished open to allow the clip to be snapped over wiring or tube, then closed with the bolt at assembly. Contoured to minimize distortion during clamping. Round top hole. CWV feature round lower hole and COV feature slotted lower hole. Part numbers with an arrow (↖) are LIGHT-DUTY and have two round holes. All other parts are MEDIUM-DUTY and have one round hole and one slotted hole. Part numbers with an asterisk (\*) are produced from CRCQ steel, zinc plated.



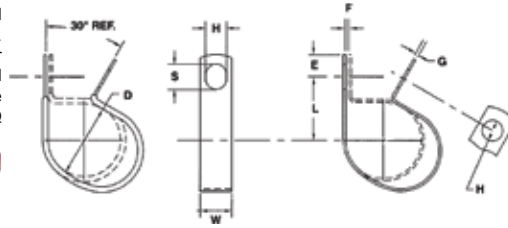
D	H	L	W	E	F	G	S				
Clamping Diameter ±.031	Hole Dia. ±.005	Center To Center ±.031	Width ±.010	Hole Center To End ±.015	Gap ±.031	Gage ±.002	Slot Length ±.020	KMC Part Number	Part Number	Lbs. Per 100 Pcs.	Quantity
<b>1.25</b>	0.281	1.031	0.500	0.312	0.062	0.048	0.375	COV-2109Z1	2004906	4.23	25
	0.343	1.093	0.625	0.375	0.062	0.048	0.437	COV-2111Z1	1857057	5.46	25
	0.406	1.156	0.750	0.437	0.062	0.048	0.500	COV-2113Z1	1857236	6.76	25
	0.468	1.218	0.875	0.500	0.062	0.048	0.562	COV-2115Z1	1857237	8.14	25
	0.531	1.281	1.000	0.562	0.062	0.048	0.625	COV-2117Z1	1857238	9.58	25
<b>1.312</b>	0.281	1.062	0.500	0.312	0.062	0.048	0.375	COV-2209Z1	2021484	4.51	25
	0.343	1.125	0.625	0.375	0.062	0.048	0.437	COV-2211Z1	2021485	5.65	25
	0.406	1.187	0.750	0.437	0.062	0.048	0.500	COV-2213Z1	1857005	7.03	25
	0.468	1.250	0.875	0.500	0.062	0.048	0.562	COV-2215Z1	2021486	8.36	25
	0.531	1.312	1.000	0.562	0.062	0.048	0.625	COV-2217Z1	2000636	9.88	25
<b>1.375</b>	0.281	1.093	0.500	0.312	0.062	0.048	0.375	COV-2309Z1	2021487	4.55	25
	0.343	1.156	0.625	0.375	0.062	0.048	0.437	COV-2311Z1	1857244	5.80	25
	0.406	1.218	0.750	0.437	0.062	0.048	0.500	COV-2313Z1	1857245	7.24	25
	0.468	1.281	0.875	0.500	0.062	0.048	0.562	COV-2315Z1	1857246	8.77	25
	0.531	1.343	1.000	0.562	0.062	0.048	0.625	COV-2317Z1	1857247	10.19	25
<b>1.437</b>	0.281	1.125	0.500	0.312	0.062	0.048	0.375	COV-2409Z1	2021488	4.75	25
	0.343	1.187	0.625	0.375	0.062	0.048	0.437	COV-2411Z1	2021489	6.11	25
	0.406	1.250	0.750	0.437	0.062	0.048	0.500	COV-2413Z1	1857068	7.54	25
	0.468	1.312	0.875	0.500	0.062	0.048	0.562	COV-2415Z1	2021490	9.06	25
	0.531	1.375	1.000	0.562	0.062	0.048	0.625	COV-2417Z1	2021491	10.53	25
<b>1.5</b>	0.281	1.156	0.500	0.312	0.062	0.048	0.375	COV-2509Z1	2021492	4.92	25
	0.343	1.218	0.625	0.375	0.062	0.048	0.437	COV-2511Z1	2021493	6.38	25
	0.406	1.281	0.750	0.437	0.062	0.048	0.500	COV-2513Z1	1857030	7.76	25
	0.468	1.343	0.875	0.500	0.062	0.048	0.562	COV-2515Z1	2021494	9.29	25
	0.531	1.406	1.000	0.562	0.062	0.048	0.625	COV-2517Z1	1857003	10.83	25
<b>1.562</b>	0.281	1.187	0.500	0.312	0.062	0.048	0.375	COV-2609Z1	2021495	5.13	25
	0.343	1.250	0.625	0.375	0.062	0.048	0.437	COV-2611Z1	2021496	6.51	25
	0.406	1.312	0.750	0.437	0.062	0.048	0.500	COV-2613Z1	1857257	8.06	25
	0.468	1.375	0.875	0.500	0.062	0.048	0.562	COV-2615Z1	2021497	9.53	25
	0.531	1.437	1.000	0.562	0.062	0.048	0.625	COV-2617Z1	2021498	11.22	25

Actual part weights are for reference only and may vary from weights shown.  
 Reference numbers provided as a reference only and do not correspond to part quantities.

Wiring & Tube Clips Medium Duty  Closed Type Furnished Open  
Hot Dipped Galvanized Steel, Chem-Treated G90 Finish, per ASTM A653/A653M 1/32" Thick Black Vinyl Cushion



Furnished open to allow the clip to be snapped over wiring or tube, then closed with the bolt at assembly. Contoured to minimize distortion during clamping. Round top hole. CWV feature round lower hole and COV feature slotted lower hole. Part numbers with an arrow (↖) are LIGHT-DUTY and have two round holes. All other parts are MEDIUM-DUTY and have one round hole and one slotted hole. Part numbers with an asterisk (\*) are produced from CRCQ steel, zinc plated.



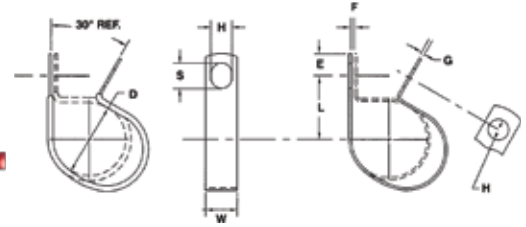
D	H	L	W	E	F	G	S				
Clamping Diameter ±.031	Hole Dia. ±.005	Center To Center ±.031	Width ±.010	Hole Center To End ±.015	Gap ±.031	Gage ±.002	Slot Length ±.020	KMC Part Number	Part Number	Lbs. Per 100 Pcs.	Quantity
1.625	0.281	1.218	0.500	0.312	0.062	0.048	0.375	COV-2709Z1	2021499	5.22	25
	0.343	1.281	0.625	0.375	0.062	0.048	0.437	COV-2711Z1	2021500	6.68	25
	0.406	1.343	0.750	0.437	0.062	0.048	0.500	COV-2713Z1	1857262	8.21	25
	0.468	1.406	0.875	0.500	0.062	0.048	0.562	COV-2715Z1	2000825	9.88	25
	0.531	1.468	1.000	0.562	0.062	0.048	0.625	COV-2717Z1	2021501	11.53	25
1.687	0.281	1.250	0.500	0.312	0.062	0.048	0.375	COV-2809Z1	2021502	5.39	25
	0.343	1.312	0.625	0.375	0.062	0.048	0.437	COV-2811Z1	2021503	6.94	25
	0.406	1.375	0.750	0.437	0.062	0.048	0.500	COV-2813Z1	2021524	8.48	25
	0.468	1.437	0.875	0.500	0.062	0.048	0.562	COV-2815Z1	2021525	10.15	25
	0.531	1.500	1.000	0.562	0.062	0.048	0.625	COV-2817Z1	2021526	11.82	25
1.75	0.281	1.281	0.500	0.312	0.062	0.048	0.375	COV-2909Z1	2021527	5.57	25
	0.343	1.343	0.625	0.375	0.062	0.048	0.437	COV-2911Z1	2021528	7.11	25
	0.406	1.406	0.750	0.437	0.062	0.048	0.500	COV-2913Z1	1991073	8.75	25
	0.468	1.468	0.875	0.500	0.062	0.048	0.562	COV-2915Z1	1857273	10.39	25
	0.531	1.531	1.000	0.562	0.062	0.048	0.625	COV-2917Z1	1857274	12.22	25
1.812	0.281	1.312	0.500	0.312	0.062	0.048	0.375	COV-3009Z1	2021529	5.70	25
	0.343	1.375	0.625	0.375	0.062	0.048	0.437	COV-3011Z1	2021530	7.35	25
	0.406	1.437	0.750	0.437	0.062	0.048	0.500	COV-3013Z1	2021531	9.03	25
	0.468	1.500	0.875	0.500	0.062	0.048	0.562	COV-3015Z1	2021532	11.00	25
	0.531	1.562	1.000	0.562	0.062	0.048	0.625	COV-3017Z1	2021533	12.47	25
1.875	0.281	1.343	0.500	0.312	0.062	0.048	0.375	COV-3109Z1	2018116	5.90	25
	0.343	1.406	0.625	0.375	0.062	0.048	0.437	COV-3111Z1	2021534	7.59	25
	0.406	1.468	0.750	0.437	0.062	0.048	0.500	COV-3113Z1	1857283	9.29	25
	0.468	1.531	0.875	0.500	0.062	0.048	0.562	COV-3115Z1	2021535	11.02	25
	0.531	1.593	1.000	0.562	0.062	0.048	0.625	COV-3117Z1	1857285	12.90	25
1.937	0.281	1.375	0.500	0.312	0.062	0.048	0.375	COV-3209Z1	1857286	6.10	25
	0.343	1.437	0.625	0.375	0.062	0.048	0.437	COV-3211Z1	1857287	7.70	25
	0.406	1.500	0.750	0.437	0.062	0.048	0.500	COV-3213Z1	2021536	9.54	25
	0.468	1.562	0.875	0.500	0.062	0.048	0.562	COV-3215Z1	2021537	11.23	25
	0.531	1.625	1.000	0.562	0.062	0.048	0.625	COV-3217Z1	2021538	13.20	25

Actual part weights are for reference only and may vary from weights shown. Reference numbers provided as a reference only and do not correspond to part quantities.

**Wiring & Tube Clips** Medium Duty **KMC** Closed Type Furnished Open  
 Hot Dipped Galvanized Steel, Chem-Treated G90 Finish, per ASTM A653/A653M 1/32" Thick Black Vinyl Cushion



Furnished open to allow the clip to be snapped over wiring or tube, then closed with the bolt at assembly. Contoured to minimize distortion during clamping. Round top hole. CWV feature round lower hole and COV feature slotted lower hole. Part numbers with an arrow (◄) are LIGHT-DUTY and have two round holes. All other parts are MEDIUM-DUTY and have one round hole and one slotted hole. Part numbers with an asterisk (\*) are produced from CRCQ steel, zinc plated.



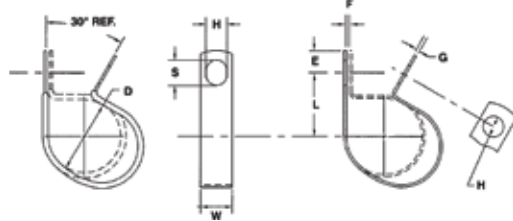
D	H	L	W	E	F	G	S				
Clamping Diameter ±.031	Hole Dia. ±.005	Center To Center ±.031	Width ±.010	Hole Center To End ±.015	Gap ±.031	Gage ±.002	Slot Length ±.020	KMC Part Number	Part Number	Lbs. Per 100 Pcs.	Quantity
<b>2.000</b>	0.281	1.437	0.500	0.312	0.062	0.048	0.375	COV-3309Z1	2021539	6.30	10
	0.343	1.500	0.625	0.375	0.062	0.048	0.437	COV-3311Z1	2021540	8.10	10
	0.406	1.562	0.750	0.437	0.062	0.048	0.500	COV-3313Z1	1857293	9.87	10
	0.468	1.625	0.875	0.500	0.062	0.048	0.562	COV-3315Z1	2021541	11.78	10
	0.531	1.687	1.000	0.562	0.062	0.048	0.625	COV-3317Z1	1857295	13.51	10
<b>2.062</b>	0.281	1.468	0.500	0.312	0.062	0.048	0.375	COV-3409Z1	2021542	6.58	10
	0.343	1.531	0.625	0.375	0.062	0.048	0.437	COV-3411Z1	2021543	8.46	10
	0.406	1.593	0.750	0.437	0.062	0.048	0.500	COV-3413Z1	2021544	10.31	10
	0.468	1.656	0.875	0.500	0.062	0.048	0.562	COV-3415Z1	2021545	12.30	10
	0.531	1.718	1.000	0.562	0.062	0.048	0.625	COV-3417Z1	2021546	14.10	10
<b>2.125</b>	0.281	1.500	0.500	0.312	0.062	0.048	0.375	COV-3509Z1	2021547	7.00	10
	0.343	1.562	0.625	0.375	0.062	0.048	0.437	COV-3511Z1	2021548	9.00	10
	0.406	1.625	0.750	0.437	0.062	0.048	0.500	COV-3513Z1	2021549	10.74	10
	0.468	1.688	0.875	0.500	0.062	0.048	0.562	COV-3515Z1	2021550	13.10	10
	0.531	1.750	1.000	0.562	0.062	0.048	0.625	COV-3517Z1	2021551	15.03	10
<b>2.187</b>	0.281	1.531	0.500	0.312	0.062	0.048	0.375	COV-3609Z1	2021552	10.50	10
	0.343	1.593	0.625	0.375	0.062	0.048	0.437	COV-3611Z1	2021553	13.50	10
	0.406	1.656	0.750	0.437	0.062	0.048	0.500	COV-3613Z1	2021554	11.75	10
	0.468	1.718	0.875	0.500	0.062	0.048	0.562	COV-3615Z1	2021555	19.65	10
	0.531	1.781	1.000	0.562	0.062	0.048	0.625	COV-3617Z1	2021556	22.50	10
<b>2.250</b>	0.281	1.562	0.500	0.312	0.062	0.048	0.375	COV-3709Z1	2021557	7.56	10
	0.343	1.625	0.625	0.375	0.062	0.048	0.437	COV-3711Z1	2021558	9.72	10
	0.406	1.687	0.750	0.437	0.062	0.048	0.500	COV-3713Z1	1857313	11.60	10
	0.468	1.750	0.875	0.500	0.062	0.048	0.562	COV-3715Z1	2021559	14.15	10
	0.531	1.812	1.000	0.562	0.062	0.048	0.625	COV-3717Z1	1857315	16.20	10
<b>2.375</b>	0.281	1.625	0.500	0.312	0.062	0.048	0.375	COV-3909Z1	2021560	8.08	10
	0.343	1.687	0.625	0.375	0.062	0.048	0.437	COV-3911Z1	2021561	10.40	10
	0.406	1.750	0.750	0.437	0.062	0.048	0.500	COV-3913Z1	2021562	12.41	10
	0.468	1.812	0.875	0.500	0.062	0.048	0.562	COV-3915Z1	2021563	15.14	10
	0.531	1.875	1.000	0.562	0.062	0.048	0.625	COV-3917Z1	1857320	17.33	10

Actual part weights are for reference only and may vary from weights shown.  
 Reference numbers provided as a reference only and do not correspond to part quantities.

Wiring & Tube Clips Medium Duty  Closed Type Furnished Open  
Hot Dipped Galvanized Steel, Chem-Treated G90 Finish, per ASTM A653/A653M 1/32" Thick Black Vinyl Cushion



Furnished open to allow the clip to be snapped over wiring or tube, then closed with the bolt at assembly. Contoured to minimize distortion during clamping. Round top hole. CWV feature round lower hole and COV feature slotted lower hole. Part numbers with an arrow (◄) are LIGHT-DUTY and have two round holes. All other parts are MEDIUM-DUTY and have one round hole and one slotted hole. Part numbers with an asterisk (\*) are produced from CRCQ steel, zinc plated.



	D	H	L	W	E	F	G	S				
Clamping Diameter ±.031	Hole Dia. ±.005	Center To Center ±.031	Width ±.010	Hole Center To End ±.015	Gap ±.031	Gage ±.002	Slot Length ±.020	KMC Part Number	Part Number	Lbs. Per 100 Pcs.	Quantity	
<b>2.500</b>	0.281	1.687	0.500	0.312	0.062	0.048	0.375	COV-4109Z1	2021564	8.64	10	
	0.343	1.750	0.625	0.375	0.062	0.048	0.437	COV-4111Z1	2021565	10.00	10	
	0.406	1.812	0.750	0.437	0.062	0.048	0.500	COV-4113Z1	2004922	14.90	10	
	0.468	1.875	0.875	0.500	0.062	0.048	0.562	COV-4115Z1	2021566	15.14	10	
	0.531	1.937	1.000	0.562	0.062	0.048	0.625	COV-4117Z1	1857325	17.85	10	
<b>2.625</b>	0.281	1.750	0.500	0.312	0.062	0.048	0.375	COV-4309Z1	2021567	9.25	10	
	0.343	1.812	0.625	0.375	0.062	0.048	0.437	COV-4311Z1	2021568	10.70	10	
	0.406	1.875	0.750	0.437	0.062	0.048	0.500	COV-4313Z1	2021569	15.94	10	
	0.468	1.937	0.875	0.500	0.062	0.048	0.562	COV-4315Z1	2021570	16.20	10	
	0.531	2.000	1.000	0.562	0.062	0.048	0.625	COV-4317Z1	2021571	19.10	10	
<b>2.750</b>	0.281	1.812	0.500	0.312	0.062	0.048	0.375	COV-4509Z1	2021572	9.90	10	
	0.343	1.875	0.625	0.375	0.062	0.048	0.437	COV-4511Z1	2021573	11.45	10	
	0.406	1.937	0.750	0.437	0.062	0.048	0.500	COV-4513Z1	2019746	17.06	10	
	0.468	2.000	0.875	0.500	0.062	0.048	0.562	COV-4515Z1	2021574	17.33	10	
	0.531	2.062	1.000	0.562	0.062	0.048	0.625	COV-4517Z1	1857335	20.43	10	
<b>2.875</b>	0.281	1.875	0.500	0.312	0.062	0.048	0.375	COV-4709Z1	2021575	10.59	10	
	0.343	1.937	0.625	0.375	0.062	0.048	0.437	COV-4711Z1	2021576	12.25	10	
	0.406	2.000	0.750	0.437	0.062	0.048	0.500	COV-4713Z1	2021577	18.25	10	
	0.468	2.062	0.875	0.500	0.062	0.048	0.562	COV-4715Z1	2021578	18.54	10	
	0.531	2.125	1.000	0.562	0.062	0.048	0.625	COV-4717Z1	2021579	21.86	10	
<b>3.000</b>	0.281	1.937	0.500	0.312	0.062	0.048	0.375	COV-4909Z1	2021580	11.00	10	
	0.343	2.000	0.625	0.375	0.062	0.048	0.437	COV-4911Z1	1857342	13.58	10	
	0.406	2.062	0.750	0.437	0.062	0.048	0.500	COV-4913Z1	1857343	15.10	10	
	0.468	2.125	0.875	0.500	0.062	0.048	0.562	COV-4915Z1	2021581	18.65	10	
	0.531	2.187	1.000	0.562	0.062	0.048	0.625	COV-4917Z1	1857345	20.65	10	
<b>3.250</b>	0.281	2.062	0.500	0.312	0.062	0.048	0.375	COV-5309Z1	2021582	11.00	10	
	0.343	2.125	0.625	0.375	0.062	0.048	0.437	COV-5311Z1	2021583	13.58	10	
	0.406	2.187	0.750	0.437	0.062	0.048	0.500	COV-5313Z1	2021584	14.35	10	
	0.468	2.250	0.875	0.500	0.062	0.048	0.562	COV-5315Z1	2021585	18.65	10	
	0.531	2.312	1.000	0.562	0.062	0.048	0.625	COV-5317Z1	2021586	20.65	10	

Actual part weights are for reference only and may vary from weights shown. Reference numbers provided as a reference only and do not correspond to part quantities.

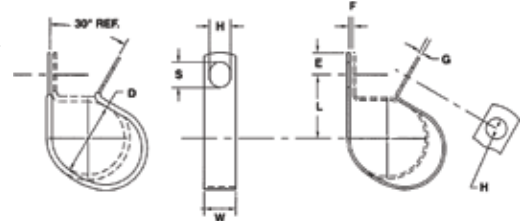


# Wiring & Tube Clips Medium Duty Closed Type Furnished Open

Hot Dipped Galvanized Steel, Chem-Treated G90 Finish, per ASTM A653/A653M 1/32" Thick Black Vinyl Cushion



Furnished open to allow the clip to be snapped over wiring or tube, then closed with the bolt at assembly. Contoured to minimize distortion during clamping. Round top hole. CWV feature round lower hole and COV feature slotted lower hole. Parts are MEDIUM-DUTY and have one round hole and one slotted hole.



D H L W E F G S											
Clamping Diameter ±.031	Hole Dia. ±.005	Center To Center ±.031	Width ±.010	Hole Center To End ±.015	Gap ±.031	Gage ±.002	Slot Length ±.020	KMC Part Number	Part Number	Lbs. Per 100 Pcs.	Quantity
<b>3.500</b>	0.281	2.187	0.500	0.312	0.062	0.048	0.375	COV-5709Z1	2021587	12.00	10
	0.343	2.250	0.625	0.375	0.062	0.048	0.437	COV-5711Z1	2021588	14.80	10
	0.406	2.312	0.750	0.437	0.062	0.048	0.500	COV-5713Z1	2021589	15.70	10
	0.468	2.375	0.875	0.500	0.062	0.048	0.562	COV-5715Z1	2021590	20.32	10
	0.531	2.437	1.000	0.562	0.062	0.048	0.625	COV-5717Z1	2021591	22.20	10
<b>3.750</b>	0.281	2.312	0.500	0.312	0.062	0.048	0.375	COV-6109Z1	2021592	12.84	10
	0.343	2.375	0.625	0.375	0.062	0.048	0.437	COV-6111Z1	2021593	15.83	10
	0.406	2.437	0.750	0.437	0.062	0.048	0.500	COV-6113Z1	2021594	16.80	10
	0.468	2.500	0.875	0.500	0.062	0.048	0.562	COV-6115Z1	2021595	21.74	10
	0.531	2.562	1.000	0.562	0.062	0.048	0.625	COV-6117Z1	2021596	23.75	10
<b>4.000</b>	0.281	2.437	0.500	0.312	0.062	0.048	0.375	COV-6509Z1	2021597	13.74	10
	0.343	2.500	0.625	0.375	0.062	0.048	0.437	COV-6511Z1	2021598	16.94	10
	0.406	2.562	0.750	0.437	0.062	0.048	0.500	COV-6513Z1	2007704	17.47	10
	0.468	2.625	0.875	0.500	0.062	0.048	0.562	COV-6515Z1	2021599	25.60	10
	0.531	2.687	1.000	0.562	0.062	0.048	0.625	COV-6517Z1	2021600	23.80	10

Actual part weights are for reference only and may vary from weights shown.  
 Reference numbers provided as a reference only and do not correspond to part quantities.